



# Lighting Performance Checklist: Softball

Prior to being approved for a televised event, facility must submit this checklist during the championship bid process to the championship administrator. Phone: 317/917-6222. Inspection must be completed by a qualified lighting technician using a light meter calibrated within the last 12 months.

Press "TAB" to navigate to cells to enter required data. Average light levels and uniformity values automatically calculate when data is entered from light readings at each point on the field.

Light Levels Taken In:  Footcandles  Lux

Date of Inspection: \_\_\_\_\_ Inspected By: \_\_\_\_\_

College/Organization Name: \_\_\_\_\_

College/Organization Contact: \_\_\_\_\_

Telephone: \_\_\_\_\_ Email: \_\_\_\_\_

Facility Address: \_\_\_\_\_ City, State, Zip: \_\_\_\_\_

### Notes:

Grid field as shown on the drawing below. Readings are taken in the middle of each square with light meter held 36 inches above ground, pointing up. Number of grid points will vary depending on field size and layout.

To obtain average light levels value:

1. Record light level readings within each square
2. Infield = total of infield readings divided by 25
3. Outfield = total of outfield readings divided by # of grid readings

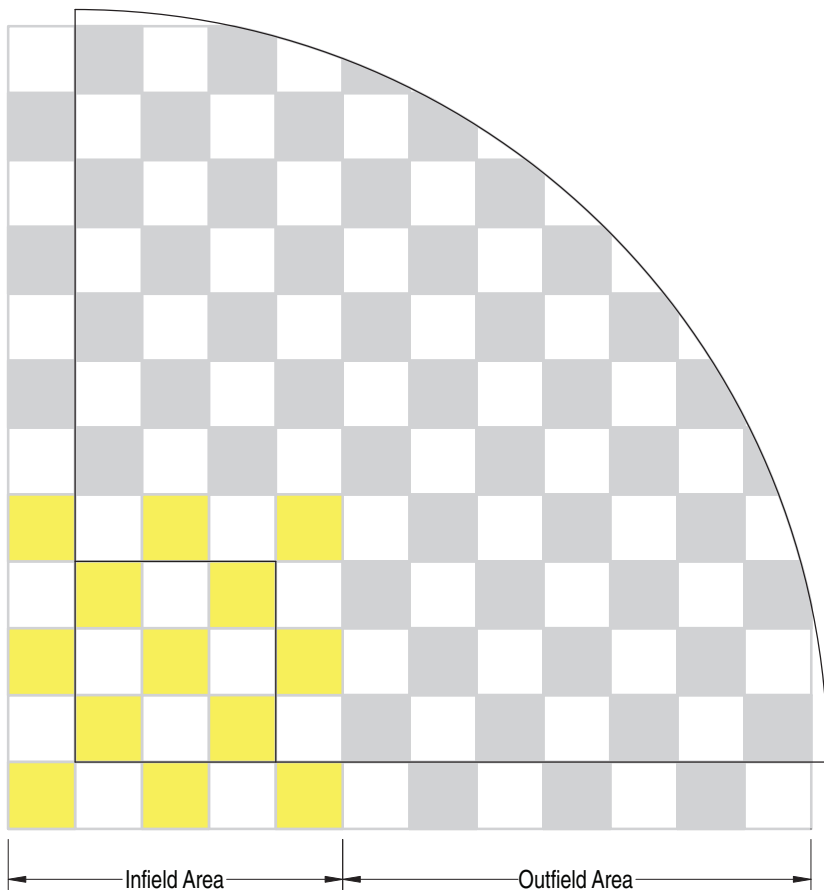
To obtain uniformity ratio:

1. Divide highest (maximum) light level reading by the lowest (minimum) light level reading

Maintained average horizontal light level reading in the bullpen should be at least 50% of the maintained average light levels in the outfield.

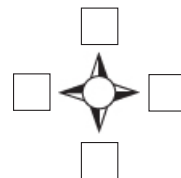
Bullpen 1: The center of the bullpen has \_\_\_\_\_ horizontal light levels.

Bullpen 2: The center of the bullpen has \_\_\_\_\_ horizontal light levels.

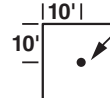


Horizontal Light Level and Field Survey Results:	
Infield average light levels:	_____
Infield uniformity:	_____
Outfield average light levels:	_____
Outfield uniformity:	_____
(If outdoor) Quantity of poles:	_____
Field size:	_____
Total # luminaires:	_____
# luminaires operational:	_____
Lamp wattage:	_____
System voltage (if available):	_____
Date lighting system installed:	_____
Lighting manufacturer:	_____
Date of last group relamp:	_____
Annual hours of operation:	_____
Light meter brand:	_____
Model #:	_____
Calibration date:	_____
Include facility photographs that may be helpful for camera or temporary lighting equipment locations, such as, standing on second base pointing towards first base, third base, and homeplate, inside and outside facility, and overhead shot(s).	

**Field Orientation:**  
(Please indicate field orientation in cells around diagram to the right.)



20' x 20'



Take reading in center of grid area.

**Instructions – Horizontal Light Level Readings: Complete for all surveys.**

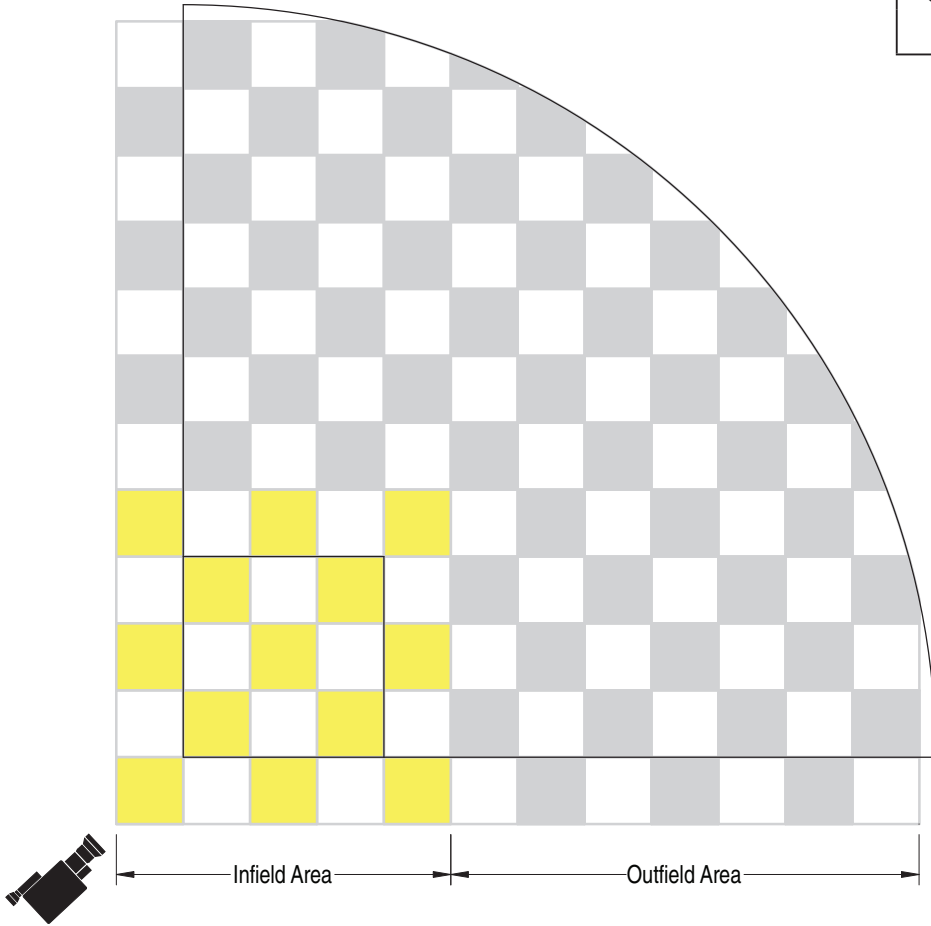
If outdoors, click outside the field perimeter to select approximate pole locations on the layout at left.

College/Organization Name: \_\_\_\_\_

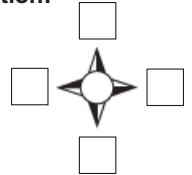
**High Camera Behind Home Plate Vertical Light Level Readings:  
Complete only if televised levels apply.**

Readings are taken in the middle of each square with light meter held 36 inches above the ground, pointing towards high camera.

High Camera Behind Home Plate Vertical Light Level Results:
Infield average light levels: _____
Infield uniformity: _____
Outfield average light levels: _____
Outfield uniformity: _____



**Field Orientation:**

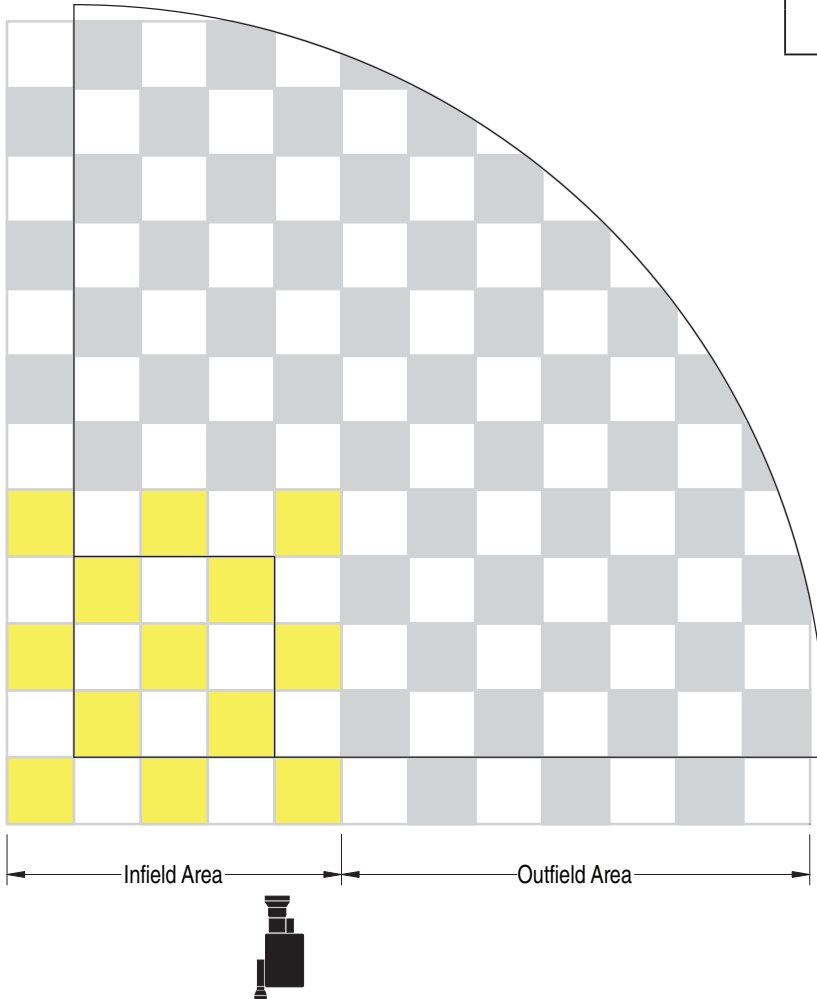


College/Organization Name: \_\_\_\_\_

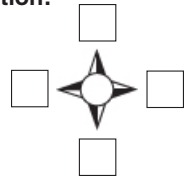
**Camera Towards First Baseline Vertical Light Level Readings:  
Complete only if televised levels apply.**

Readings are taken in the middle of each square with light meter held 36 inches above the ground, pointing towards first baseline camera.

Camera Towards First Baseline Vertical Light Level Results:
Infield average light levels: _____
Infield uniformity: _____
Outfield average light levels: _____
Outfield uniformity: _____



**Field Orientation:**

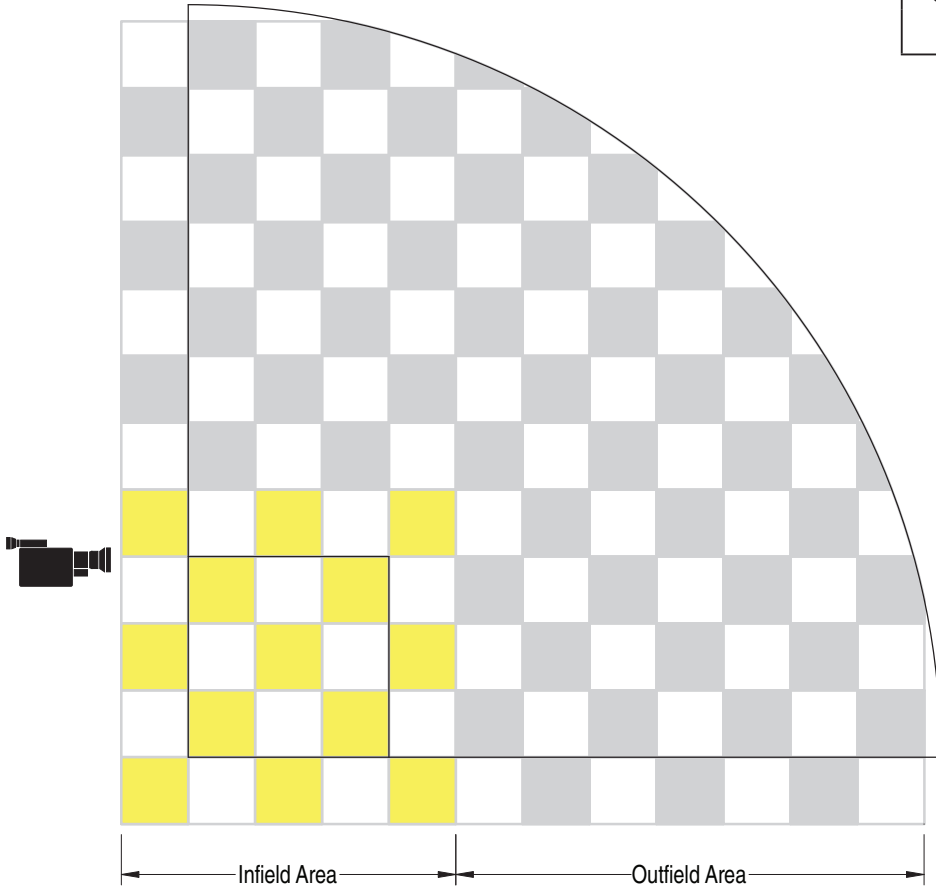


College/Organization Name: \_\_\_\_\_

**Camera Towards Third Baseline Vertical Light Level Readings:  
Complete only if televised levels apply.**

Readings are taken in the middle of each square with light meter held 36 inches above the ground, pointing towards third baseline camera.

Camera Towards Third Baseline Vertical Light Level Results:
Infield average light levels: _____
Infield uniformity: _____
Outfield average light levels: _____
Outfield uniformity: _____



**Field Orientation:**

