



Lighting Performance Checklist: Baseball

Prior to being approved for a televised event, facility must submit this checklist during the championship bid process to the championship administrator. Phone: 317/917-6222. Inspection must be completed by a qualified lighting technician using a light meter calibrated within the last 12 months.

Press "TAB" to navigate to cells to enter required data. Average light levels and uniformity values automatically calculate when data is entered from light readings at each point on the field.

Light Levels Taken In: Footcandles Lux

Date of Inspection: **November 20, 2012** Inspected By: **Inspector Name**

College/Organization Name: **Sample College**

College/Organization Contact: **College Contact Name**

Telephone: **555-555-5555** Email: **email@email.com**

Facility Address: **Sample Facility Address** City, State, Zip: **Sample City, State, Zip**

Notes:

Grid field as shown on the drawing below. Readings are taken in the middle of each square with light meter held 36 inches above ground, pointing up. Number of grid points will vary depending on field size and layout.

To obtain average light level value:

1. Record light level readings within each square
2. Infield = total of infield readings divided by 25
3. Outfield = total of outfield readings divided by # of grid readings

To obtain uniformity ratio:

1. Divide highest (maximum) light level reading by the lowest (minimum) light level reading

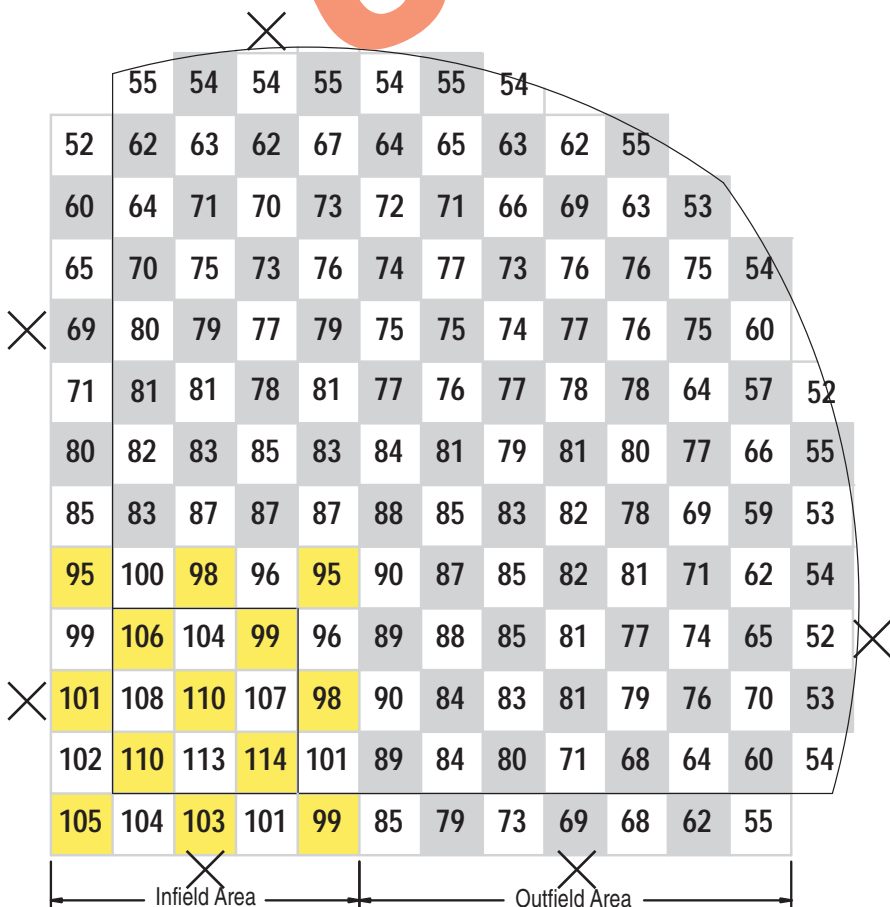
Maintained average horizontal light level reading in the bullpen should be at least 50% of the maintained average light levels in the outfield.

Bullpen 1: The center of the bullpen has **41** horizontal light levels.

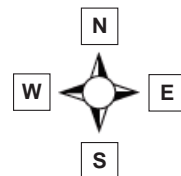
Bullpen 2: The center of the bullpen has **42** horizontal light levels.

Horizontal Light Level and Field Survey Results:	
Infield average light levels:	102.6
Infield uniformity:	1.2:1
Outfield average light levels:	72.2
Outfield uniformity:	1.7:1
(If outdoor) Quantity of poles:	6
Field size:	350'/400'/350'
Total # luminaires:	72
# luminaires operational:	72
Lamp wattage:	1500
System voltage (if available):	480
Date lighting system installed:	January 10, 2006
Lighting manufacturer:	Musco
Date of last group relamp:	N/A
Annual hours of operation:	300 hours
Light meter brand:	Gossen Mavolux 5032
Model #:	B
Calibration date:	August 10, 2012

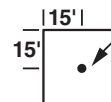
Include facility photographs that may be helpful for camera or temporary lighting equipment locations, such as, standing on second base pointing towards first base, third base, and homeplate, inside and outside facility, and overhead shot(s).



Field Orientation:
(Please indicate field orientation in cells around diagram to the right.)



30' x 30'



Take reading in center of grid area.

Instructions – Horizontal Light Level Readings: Complete for all surveys.

If outdoors, click outside the field perimeter to select approximate pole locations on the layout at left.